

GLAC SEAT

Bistro Furniture











PATTERNS AVAILABLE:
 SQUARE - SQ 3X3 - STRAIGHT -
 REV V - V3 - L1H1 - DROIT L2 -
 CHEVRON VB DAMIER 2X2 -
 DIABOLO -
 DBL STRAIGHT - HARLEQUIN -
 L1H2 + DIAMOND CENTERED -
 "V" CENTERED

10% UPCHARGE FOR:
 JACQUARD - L1H1 - "X"
 CENTERED - LOZANGE -
 LUBERON. - STE MAXIME -
 TWISTED - VALENCE 3
 DIAMOND - CANNING -
 FLOWER - GRATING "A" -
 HERRINGBONE - "L" PALM











To The Trade • 50% OFF IN-STOCK
www.glacseat.com
 40% OFF CUSTOM ORDERS - Lead time 4-6 months

203-874-4513
info@glacseat.com



| ITEM # | RETAIL PRICE | IMAGE | PATTERN SHOWN | DIMENSIONS | |
|------------|--------------|---|--|-----------------------------|---|
| CT6 S/C | Retail \$399 |  | V Centered, Red N15/Ivory N10 | 33.5"H x 19.75"D x 16"W | |
| CT12 S/C | Retail \$399 |  | Straight, White N12/Burgundy N17 | 32.5"H x 19.75"D x 16.75"W | |
| CT12R S/C | Retail \$399 |  | Bold Stripe, Mint N36/White N12 | 32.5"H x 20.25"D x 16.75"W | |
| CT12-6 S/C | Retail \$399 |  | Straight, Black N19/Ivory N10 | 33"H x 20.5"D x 17.35"W | Also CT12-6 Barstool \$485 Seat 24"-31"H x 20.5"D x 17.35"W |
| CT12-6 LS | Retail \$995 |  | Square 3x3, Cream N23/Brown N20 | 32.37"H x 20.5"D x 47"W | |
| CT16 S/C | Retail \$399 |  | Double V Black N19/Ivory N10 | 35.5"H x 20.75"D x 16.5"W | |
| CT18 S/C | Retail \$399 |  | Double Straight, Grey N18/Sky Blue N40 | 34.75"H x 21.35"D x 17.25"W | |

| | | | | | |
|---|--------------|---|---|--------------------------------------|--|
| CT22-3 A/C | Retail \$595 |  | Luberon, Cream N23/Black N19 | 32.5"H x 22"D x 26.5"W | |
| CT26 Counter 26" or B/S 30" Seat | Retail \$485 |  | L1H1White N12/Blue N46 | Seat 24"-31" H x 20"D x 19 1/2" W | |
| CT27 Counter 26" or B/S 30" Seat | Retail \$485 |  | Square Burgundy N17/Cream N23 | Seat 24"-31" H x 20"D x 18 3/4 W | |
| CT33 | Retail \$399 |  | Square Ivory N10 / BLACK N19 Bindings Black N19 | 35"H x 19.75"D x 16.75"W | |
| CT-39- LOW- STOOL | Retail \$319 |  | Square N17- Burgundy/N23- Cream | 18.75"H x 13.5" Diam | |
| CT39-B/S | Retail \$399 |  | L1H1 Ivory N10/Brown N20/Bronze N30 | 25"-31" H x 16" Diam | |
| CT81 | Retail \$399 |  | Straight Deep Blue N46/Ivory N10 | 34.5"H x 19.5"D x 18.75"W | |
| CT112 A/C | Retail \$449 |  | Straight, Ivory N10/Brown N/20 | 32 1/2" H x 23" D x 23 3/4" W | |
| CT112 L/S | Retail \$995 |  | Lozenge, Deep Blue M46/White N12 | 32.75"H x 22"D x 45"W | |
| CT112R A/C | Retail \$449 |  | L1H2, White N12/Deep Blue N46 | 31.75" H x 20.5"D x 23"W | |

| | | | | | |
|-------------------|--------------|---|---|---------------------------------|--|
| CT114 A/C | Retail \$449 |  | Square, Black 19/White N12 | 33 – 1/2" H x 21" D x 23" W | |
| CT116 A/C | Retail \$449 |  | Square, Burgundy N17/Ivory N10 | 35.5"H x 21"D x 21.5"W | |
| CT117+1" A/C | Retail \$449 |  | Straight, Bottle Green N22/Ivory N10 | 34" H x 24"D x 25.25 | |
| CT120 S/C | Retail \$399 |  | Canning, Green N21/Ivory N10 | 34" H x 24"D x 25.25 | |
| CT131 S/C | Retail \$419 |  | L1H X Center, Ivory N10/Mint N36 | 32.5"H x 21.5"D x 21"W | |
| CT140 B/S | Retail \$485 |  | Lozenge, White P85 (glossy)/Blue (glossy) | Seat 24"-31"H x 19.4"D x 17.4"W | |
| CT140 S/C | Retail \$399 |  | Lozenge, White P85 (glossy)/Blue (glossy) | 34"H x 20.75"D x 18.25"W | |
| CT140U S/C | Retail \$399 |  | L1H2, White N12/Bronze N30/Black N19 | 34"H x 20.75"D x 18.25"W | |
| CT141+1" Half A/C | Retail \$429 |  | Lozenge, N22 Bottle Green/N10 Ivory | 32" H x 20" D x 20 – 3/4" W | |
| CT141C Half A/C | Retail \$429 |  | L1H2, Black n19/White N 12 | 32" H x 20" D x 20 – 3/4" W | |











| | | | | | |
|------------------------------------|--------------|---|-------------------------------------|---------------------------------|--|
| CT142 S/C | Retail \$329 |  | DBL Straight Green N21/ IvoryN10 | 34"H x 20.75"D x Seat is 16.5"W | |
| CT144U S/C | Retail \$399 |  | DBL Straight Green N21/ IvoryN10 | 34"H x 20.75"D x 18.25"W | |
| CT144 S/C | Retail \$399 |  | Bold Check, Cream N23 /Burgundy N17 | 34"H x 20.75"D x 18.25"W | |
| CT145 S/C CT146 S/C no Crown | Retail \$399 |  | Rev V, White N12/Deep Blue N46 | 34"H x 20.75"D x 17.25"W | |
| CT150 L/S | Retail \$995 |  | Cannage, Green N21/Cream 23 | 35.25"H x 21.5"D x 43.5"W | |
| CT151 B/S | Retail \$485 |  | Bold Stripe, Burgundy N17/Cream 23 | Seat 24"-31" H x 21"D x 20 W | |
| CT153 A/C | Retail \$449 |  | Straight, Ivory N10/Burgundy N17 | 35" H x 23" D x 22 – 1/2" W | |
| CT280 S/C | Retail \$369 |  | Reversed V Ivory N10/N21 Green | 34"H x 18.75D x 17"W | |
| CT310 S/C | Retail \$369 |  | Straight, Cream N23/Mint N36 | 35.5" H x 20 3/4" D x 17" W | |
| CT310 B/S | Retail \$485 |  | L1H2, Black N19 | Seat 24"-31" H x 21" D x 17" W | |










| | | | | | |
|-------------------------------|---------------------------------------|---|--|------------------------------------|--|
| CT331 B/S | Retail \$485 |  | L, Deep Blue N46/White N12 | Seat 24"-31" H x 21" D x 17" W | |
| CT814 B/S | Retail \$485 |  | Straight Royal Blue N42/White N12 | 42 3/4" H x 19" D x 19 5/8" W | |
| CT815 S/C | Retail \$369 |  | Herringbone, White NP85 (glossy) /Black NP79 (glossy), NATURAL FRAMES | 33 1/2" H x 21 1/2" D x 17" W | |
| CT896 HAC | Retail \$429 |  | L1H X Centre, Red N15/Ivory N10 | 32" H x 24-1/2" D x 23" W | |
| CT1040 S/C | Retail \$429 |  | Straight with Border, Cream N23/Deep Blue N46 | 36" H x 20 - 3/4" D x 19" W | |
| CT1040 L/S Single Bench | Retail \$1095 |  | Straight with Border, Cream N23/Deep Blue N47 | 36 1/4" H x 20 3/4" D x 44" W | |
| CT1087 A/C | Retail \$499 |  | Luberon, Black N 19/Mocca N27 | 33.5" H x 29.5" D x 29" W | |
| CT1175 A/C | Retail \$449 |  | L1H X, Bottle Green N22/Ivory N10 | 33.5" H x 21.5" D x 23 - 3/4" W | |
| CT1362 S/C | Retail \$429 |  | V Reversed, Ivory N10/ Bottle Green N22 | 34.5" H x 21.5" D x 19" W | |
| CT1432LS | Capuccine Loveseat Retail \$995 |  | Square Burgundy N17/Ivory N10 | 36" H x 22" D x 46" W | |







| | | | | | |
|---------------|------------------------------------|---|---|---------------------------------------|--|
| CT1450 S/C | Retail \$399 |  | Square, IvoryN10/Bronze N30 | 35 – 1/2" H x 19" D x 18" W | |
| CT1451 A/C | Retail \$449 |  | Ste Maxime, Yellow N34/Ivory N10 | 35" H x 19" D x 22-1/2" W | |
| CT1452 L/S | Retail \$995 |  | Double Straight, Mocca N27/Mint Green N36 | 35 1/2" H x 20 1/4" D x 46" W | |
| BC-200/I | BABY HIGH CHAIR Retail \$429 |  | Square, IvoryN10 | 36" H x 18.4" D x 16" W, Seat 26"H | |
| | | | | | |

ALUMINUM FRAMES • Stacking • Made in China • Table Tops • Bases

| | | | | | |
|----------------|--------------|---|--------------------------|--|----------------------------------|
| CT16AL S/C | Retail \$229 |  | Square, Dark Green/Ivory | Bamboo/Rattan looking Painted Med Brown | 17"W x 34.4"H x 21.3"D |
| CT80AL B/S | Retail \$379 |  | Square, Burgundy/Ivory | Bamboo/Rattan looking Painted Med Brown | 18"W x 44.5"H x 22.4"D |
| CT81AL S/C | Retail \$229 |  | Square, Navy/White | Bamboo/Rattan looking Painted Med Brown | 18"W x 34.6"H x 21.3"D |
| CT85AL S/C | Retail \$229 |  | Rev V, White/Navy | Bamboo/Rattan looking Painted Med Brown | 18"W x 34.6"H x 21.3"D |
| CT112AL A/C | Retail \$259 |  | Square, Navy/White | Bamboo/Rattan looking Painted Light Brown | 32"H x 20.5"D x 23"W |
| CT116AL A/C | Retail \$259 |  | Square, Black | Bamboo/Rattan looking Painted Med Brown | 22"W x 32"H x 22.5"D, Arm 26" |
| CT140AL S/C | Retail \$249 |  | V, Black/White | Bamboo/Rattan looking Painted Med Brown | 18"W x 34.6"H x 21.3"D |
| CT814AL B/S | Retail \$379 |  | Square, Mint/Ivory | Bamboo/Rattan looking Painted Med Brown | 18"W x 45"H x 22.4"D |
| CT815AL B/S | Retail \$379 |  | Square, SkyBlue/White | Bamboo/Rattan looking Painted Med Brown | 19"W x 45"H x 23" D |

| | | | | | |
|---|--------------|---|---------------------------------------|--|---|
| 24" Top SOLID MARBLE | Retail \$379 |  | 24" RD, Wood on back | SOLID MARBLE w/Antique Brass look Aluminum Rim | Crafted with authentic White Italian Carrara Marble |
| 24" x 24" Top SOLID MARBLE | Retail \$379 |  | 24" SQ, Wood on back | SOLID MARBLE w/Antique Brass look Aluminum Rim | Crafted with authentic White Italian Carrara Marble |
| 28" Top SOLID MARBLE | Retail \$519 |  | 28" RD, Wood on back | SOLID MARBLE w/Antique Brass look Aluminum Rim | Crafted with authentic White Italian Carrara Marble |
| 24" CERAMIC "Faux Marble" Top | Retail \$349 |  | 24" RD, Wood on back | Ceramics are stronger & more durable than marble. Lighter to move & stain-proof. | Stain-proof, scratch-resistant, heat and UV-resistant making it ideal for restaurant and bar use. |
| 24" x 24" CERAMIC "Faux Marble" Top | Retail \$349 |  | 24" SQ, Wood on back | Ceramics are stronger & more durable than marble. Lighter to move & stain-proof. | Stain-proof, scratch-resistant, heat and UV-resistant making it ideal for restaurant and bar use. |
| 28" CERAMIC "Faux Marble" Top | Retail \$479 |  | 28" RD, Wood on back | Ceramics are stronger & more durable than marble. Lighter to move & stain-proof. | Stain-proof, scratch-resistant, heat and UV-resistant making it ideal for restaurant and bar use. |
| 24" x 30" CERAMIC "Faux Marble" Top | Retail \$439 |  | 24" SQ, Wood on back | Ceramics are stronger & more durable than marble. Lighter to move & stain-proof. | Stain-proof, scratch-resistant, heat and UV-resistant making it ideal for restaurant and bar use. |
| 24" Top BLACK GRANITE | Retail \$298 |  | 27 x 27 x 4", 26 lbs. (47 lbs crated) | SOLID GRANITE W/WOOD ATTACHED UNDERNEATH | |
| 28" Top BLACK GRANITE | Retail \$398 |  | | SOLID GRANITE W/WOOD ATTACHED UNDERNEATH | |
| 24" CERAMIC "Faux Marble" Top | Retail \$239 |  | 24" RD, Wood on back, 1" thick | Ceramics are stronger & more durable than marble. Lighter to move & stain-proof. | |

| | | | | | |
|---|--------------|---|---|--|---|
| 24" x 24" CERAMIC "Faux Marble" Top | Retail \$298 |  | 24 x 24 SQ, Wood on back, 1" thick | Ceramics are stronger & more durable than marble. Lighter to move & stain- proof. | |
| 24" x 30" CERAMIC "Faux Marble" Top | Retail \$319 |  | 24" x 30", Wood on back, 1" thick | Ceramics are stronger & more durable than marble. Lighter to move & stain- proof. | |
| 28" CERAMIC "Faux Marble" Top | Retail \$360 |  | 28" Round, Wood on back, 1" thick | Ceramics are stronger & more durable than marble. Lighter to move & stain- proof. | |
| 24" RD Top | Retail \$379 |  | Lamimated WERZALIT TOP made in FRANCE | Available Genoa White Marble, Black with Brass or Chrome Rim | Triple layer resin coated, moisture resistant, high density board core. |
| 28" RD Top | Retail \$429 |  | Lamimated WERZALIT TOP made in FRANCE | Available Genoa White Marble, Black with Brass or Chrome Rim |  |
| 24" x 24" SQ Top | Retail \$589 |  | Lamimated WERZALIT TOP made in FRANCE | Available Genoa White Marble, Black with Brass or Chrome Rim |  |
| 28" x 28" SQ Top | Retail \$639 |  | Lamimated WERZALIT TOP made in FRANCE | Available Genoa White Marble, Black with Brass or Chrome Rim | |
| TT102 | Retail \$199 |  | 3 PRONGS - 10 lbs | ART DECO CAST ALUMINUM | |
| TT103 Bar Height | Retail \$299 |  | 4 PRONGS - 48 lbs | BASE RETRO CAST IRON BLACK - Special Powder Coating for outdoor use. | |
| TT104 | Retail \$239 |  | 3 PRONGS - 35 lbs | BASE RETRO CAST IRON BLACK - Special Powder Coating for outdoor use. | |

| | | | | | |
|-------|--------------|---|--|--|--|
| TT106 | Retail \$239 |  | 4 PRONGS - 15 LBS | CAST ALUMINUM WITH UMBRELLA HOLE | |
| TT109 | Retail \$259 |  | 4 PRONGS - 37 lbs | BASE RETRO CAST IRON BLACK - Special Powder Coating for outdoor use. | |
| TT110 | Retail \$299 |  | Cast Iron, 28 lbs, powder-coated Indoor/Outdoo | DOUBLE BASE CAST IRON BLACK | |
| SK1 | Retail \$199 |  | 28 1/4"H, 25 lbs | 17" ROUND BASE CAST IRON BLACK - Special Powder Coating for outdoor use. | |
| SK2 | Retail \$219 |  | 28 1/4"H, 46 lbs (Max Top wt 45 lbs) | 21" ROUND BASE CAST IRON BLACK - Special Powder Coating for outdoor use. | |
| SK3 | Retail \$328 |  | 28 1/4"H, 65 lbs. For tops up to 60" RD | 30" ROUND BASE CAST IRON BLACK - Special Powder Coating for outdoor use. | |



Stock List & Retail Price List at top right on website • www.glacseat.com
 Phone 203-874-4513 • Cell 515-451-1083